










Time Period: YTD

Report created on September 5, 2010

Index category: My Benchmarks

	Index Name	Return ▼	Related iShares Fund
SI	Dow Jones U.S. Real Estate Index <small>(09/03/2010)</small>	+19.97% 	IYR
FI	Barclays Capital U.S. Aggregate Bond Index <small>(09/03/2010)</small>	+7.14% 	AGG
FI	S&P New York AMT-Free Municipal Bond Index <small>(09/03/2010)</small>	+6.74% 	NYF
FI	Barclays Capital U.S. Treasury Inflation Protected Secu... <small>(09/03/2010)</small>	+5.53% 	TIP
MC	Russell 2000 Index <small>(09/03/2010)</small>	+3.70% 	IWM
R	MSCI Emerging Markets Index(SM) <small>(09/03/2010)</small>	+3.17% 	EEM
MC	S&P 500 Index <small>(09/03/2010)</small>	+0.41% 	IVV
R	MSCI EAFE Index <small>(09/03/2010)</small>	-4.11% 	EFA
C	S&P GSCI(R) Total Return Index <small>(09/03/2010)</small>	-8.46% 	GSG

Key

FI: FIXED INCOME MC: MARKET CAPITALIZATION S: STYLE SI: SECTOR/INDUSTRY R: REGIONAL/MULTI-COUNTRY SC: SINGLE COUNTRY C: COMMODITIES

Index returns are for illustrative purposes only and do not represent actual iShares Funds or iShares Trusts performance. Index performance returns do not reflect any management fees, transaction costs or expenses. Indexes are unmanaged and one cannot invest directly in an index. Past performance does not guarantee future results. For actual iShares Fund or iShares Trust performance, close this window and visit "Product Information" or request a prospectus by calling 1-800-iShares (1-800-474-2737).










The London Silver Fix Price refers to the price for an ounce of silver set by three market making members of the London Bullion Market Association, minus all accrued fees, expenses and liabilities.

The iShares Funds ("Funds") that are registered with the US Securities and Exchange Commission under the Investment Company Act of 1940 are distributed in the US by SEI Investments Distribution Co. (SEI).

Time Period: Last 12 months

Report created on September 5, 2010

Index category: My Benchmarks

	Index Name	Return ▼	Related iShares Fund
SI	Dow Jones U.S. Real Estate Index <small>(09/03/2010)</small>	+46.43% 	IYR
R	MSCI Emerging Markets Index(SM) <small>(09/03/2010)</small>	+21.92% 	EEM
MC	Russell 2000 Index <small>(09/03/2010)</small>	+15.86% 	IWM
MC	S&P 500 Index <small>(09/03/2010)</small>	+12.32% 	IVV
FI	Barclays Capital U.S. Treasury Inflation Protected Secu... <small>(09/03/2010)</small>	+9.08% 	TIP
FI	S&P New York AMT-Free Municipal Bond Index <small>(09/03/2010)</small>	+8.32% 	NYF
FI	Barclays Capital U.S. Aggregate Bond Index <small>(09/03/2010)</small>	+8.18% 	AGG
R	MSCI EAFE Index <small>(09/03/2010)</small>	+4.32% 	EFA
C	S&P GSCI(R) Total Return Index <small>(09/03/2010)</small>	+2.44% 	GSG

Key

FI: FIXED INCOME MC: MARKET CAPITALIZATION S: STYLE SI: SECTOR/INDUSTRY R: REGIONAL/MULTI-COUNTRY SC: SINGLE COUNTRY C: COMMODITIES

Index returns are for illustrative purposes only and do not represent actual iShares Funds or iShares Trusts performance. Index performance returns do not reflect any management fees, transaction costs or expenses. Indexes are unmanaged and one cannot invest directly in an index. Past performance does not guarantee future results. For actual iShares Fund or iShares Trust performance, close this window and visit "Product Information" or request a prospectus by calling 1-800-iShares (1-800-474-2737).










The London Silver Fix Price refers to the price for an ounce of silver set by three market making members of the London Bullion Market Association, minus all accrued fees, expenses and liabilities.

The iShares Funds ("Funds") that are registered with the US Securities and Exchange Commission under the Investment Company Act of 1940 are distributed in the US by SEI Investments Distribution Co. (SEI).

Time Period: Last 3 years

Report created on September 5, 2010

Index category: My Benchmarks

	Index Name	Return ▼	Related iShares Fund
FI	Barclays Capital U.S. Aggregate Bond Index <small>(09/03/2010)</small>	+7.42% 	AGG
FI	Barclays Capital U.S. Treasury Inflation Protected Secu... <small>(09/03/2010)</small>	+6.89% 	TIP
FI	S&P New York AMT-Free Municipal Bond Index <small>(09/03/2010)</small>	+6.51% 	NYF
R	MSCI Emerging Markets Index(SM) <small>(09/03/2010)</small>	-0.56% 	EEM
SI	Dow Jones U.S. Real Estate Index <small>(09/03/2010)</small>	-5.00% 	IYR
MC	Russell 2000 Index <small>(09/03/2010)</small>	-5.36% 	IWM
MC	S&P 500 Index <small>(09/03/2010)</small>	-7.08% 	IVV
R	MSCI EAFE Index <small>(09/03/2010)</small>	-9.56% 	EFA
C	S&P GSCI(R) Total Return Index <small>(09/03/2010)</small>	-11.89% 	GSG

Key

FI: FIXED INCOME MC: MARKET CAPITALIZATION S: STYLE SI: SECTOR/INDUSTRY R: REGIONAL/MULTI-COUNTRY SC: SINGLE COUNTRY C: COMMODITIES

Index returns are for illustrative purposes only and do not represent actual iShares Funds or iShares Trusts performance. Index performance returns do not reflect any management fees, transaction costs or expenses. Indexes are unmanaged and one cannot invest directly in an index. Past performance does not guarantee future results. For actual iShares Fund or iShares Trust performance, close this window and visit "Product Information" or request a prospectus by calling 1-800-iShares (1-800-474-2737).

The London Silver Fix Price refers to the price for an ounce of silver set by three market making members of the London Bullion Market Association, minus all accrued fees, expenses and liabilities.

The iShares Funds ("Funds") that are registered with the US Securities and Exchange Commission under the Investment Company Act of 1940 are distributed in the US by SEI Investments Distribution Co. (SEI).

Carefully consider the Funds' investment objectives, risk factors and charges and expenses before investing. This and other information can be found in the Funds' prospectuses, which may be obtained by calling 1-800-iShares or clicking [here](#). Read the prospectus carefully before investing.

Investing involves risk, including possible loss of principal.

If the chart/report includes London Silver Fix Price, COMEX Gold Spot Month Settlement Price and/or S&P GSCI™ Total Return Index, this information must be accompanied by current prospectus(es) for each related iShares Product. For the iShares COMEX® Gold Trust, iShares Silver Trust and iShares® S&P GSCI™ Commodity-Indexed Trust, click [here](#). Please read the prospectuses carefully before investing.

The iShares COMEX® Gold Trust and iShares Silver Trust ("Precious Metal Trusts") are not investment companies registered under the Investment Company Act of 1940 or commodity pools for purposes of the Commodity Exchange Act. Because shares of the iShares COMEX Gold Trust and iShares Silver Trust are created to reflect the price of the gold or silver held by each Precious Metal Trust, respectively, the market price of the shares will be as unpredictable as the price of gold or silver has historically been. The price received upon the sale of shares of the Precious Metals Trusts, which trade at market price, may be more or less than the value of the gold or silver they represent.

The sponsor of the iShares COMEX® Gold Trust and the iShares Silver Trust (collectively, the "Grantor Trusts") is BlackRock Asset Management International Inc. (BAMII). BlackRock Fund Distribution Company ("BFDC"), a broker-dealer and FINRA member, provides promotional support to the iShares Grantor Trusts. BAMII is an affiliate of BlackRock Institutional Trust Company, N.A. ("BlackRock").

The iShares S&P GSCI™ Commodity-Indexed Trust ("Commodities Trust") is a commodity pool as defined in the Commodity Exchange Act and the applicable regulations of the CFTC. **The Commodities Trust is NOT an investment company registered under the Investment Company Act. Investments in shares of the Commodities Trust are speculative and involve a high degree of risk. You could lose all or a substantial portion of your investment in the shares of the Commodities Trust. Before making an investment decision, you could carefully consider the risk factors and other information included in the prospectus. Commodities markets have historically been extremely volatile. Shares may trade at, above, or below their NAV. The return on the shares of the Commodities Trust will not precisely correlate with the performance of the S&P GSCI™ Total Return Index.** The sponsor of the Commodities Trust is BlackRock Asset Management International, Inc., a commodity pool operator registered with the CFTC. The Trust is not sponsored, endorsed, sold or promoted by Standard & Poor's or its affiliates. Neither Standard & Poor's, nor its affiliates, make any representation regarding the advisability of investing in the Trust.

The iShares Funds are not sponsored, endorsed, issued, sold or promoted by Cohen & Steers Capital Management, Inc., Dow Jones & Company, Inc., European Public Real Estate Association ("EPRA®"), FTSE International Limited ("FTSE"), FTSE/Xinhua Index Limited ("FXI"), iBoxx®, J.P. Morgan Securities Inc., MSCI Inc., Morningstar Inc., The NASDAQ OMX Group, Inc., National Association of Real Estate Investment Trusts ("NAREIT"), New York Stock Exchange, Inc., Frank Russell Company, or Standard & Poor's, nor are they sponsored, endorsed or issued by Barclays Capital. None of these companies make any representation regarding the advisability of investing in the Funds. Neither SEI, nor any of its affiliates, are affiliated with the companies listed above.

FXI does not make any warranty regarding the FTSE/Xinhua Index. All rights in the FTSE/Xinhua Index vest in FXI. Neither FTSE nor NAREIT makes any warranty regarding the FTSE NAREIT Real Estate 50/Residential/Retail/Mortgage REITs or Industrial/Office Index; all rights vest in NAREIT. Neither FTSE nor NAREIT makes any warranty regarding the FTSE EPRA/NAREIT Global Real Estate ex-US/North America/Europe/Asia Index; all rights vest in FTSE, NAREIT, and EPRA. All rights in the FTSE Developed Small Cap ex-North America Index vest in FTSE. "FTSE" is a trade- and servicemark of London Stock Exchange and The Financial Times Limited; "Xinhua" is a trade- and servicemark of Xinhua Financial Network Limited.

"Commodity Exchange, Inc." and "COMEX" are trademarks of Commodity Exchange, Inc. and have been licensed for use for certain purposes by BlackRock and the Gold Trust.

* Not FDIC Insured * No Bank Guarantee * May Lose Value